

GOLD WING ROAD RIDERS ASSOCIATION

**Virginia Educator News
Region N
“Communications & Cooperation”**

SAFETY IS FOR LIFE

November 2004



Gary & Jackie Wall – Virginia District Educators

10 Sanlun Lakes Drive
Hampton, VA 23666
gdw-jlw@juno.com



Nick & Teresa Knox

Assistant Virginia District Educators

NKnox3951@aol.com

Cundiff and Ellen Simmons – Region” N” Educators

485 Simmons Lane
White Stone, VA 22578
c.h.simmons@juno.com

Jackie Wall – Newsletter Editor

gdw-jlw@juno.com

***Virginia is the proud home of six out of eight
Region “N” Educators of the Year***

***Gary & Jackie Wall, VA-C, 2003-2004
Doug & Ann Hardy, VA-M, 2002-2003
Pat & Shelia McMahan, VA-C, 2001-2002
Kathy & Chris Hooper, VA-D, 1999-2000
Cundiff & Ellen Simmons, VA-C, 1998-1999
Marty & Leslie Cash, VA-U, 1996-1997***

From the Desk of the District Educator

- Gary Wall, Virginia District Educator

Hi There Road Rider's,

Where has the time gone? Next week is Thanksgiving, and it is only 4 weeks after that until the fat guy gets around!! I always thought that my parent's were crazy when they said that the older you get, the faster time flies!!! It actually seems like it wasn't that long ago, we were talking about the upcoming riding season, and now most of us are starting to put the bikes to rest for a little while. While we are on the subject of time, yes it is also that time of year where the leaves and pine needles are falling, and with the dew point lower as well, it does not take a rocket scientist to figure out that things can be a little hairy when you dive into that curve. Think about it, when leaves and such are on the road surface, and with all manner of traffic using the same roadway, where does all that "stuff" get blown? That's right, instead of having a clear roadway; you have all the leaves, pine needles, dirt and rocks, blown right into your path of travel. Use the see method of scanning, and watch for anything and everything that might pose a hazard to you as a motorcyclist!! Life is much too precious, and it can be taken away in the blink of an eye if we are not aware.

We just got back from the Region Officer's meeting, and yes we just had our District meeting 2 weeks ago, and received some good and bad news. The good news is that Region N is still # 1 in participation in Rider Ed. However, the other Regions are closing fast on us. The bad news is that Virginia is now number 5 in the Region, please see Jackie's article in this newsletter. I don't know about the rest of you, but I don't like the view from where we are. Are we all doing and saying everything that we can to make sure that everyone is signed up in the Rider Ed. Levels program? Do we just "assume" that everyone knows what we are talking about? How many new members do not have a clue as to what the levels are or how to sign up for them? At your next meeting, get with those members that are not signed up and see if they


have any questions or concerns. Help them complete the forms if necessary. We are right now at 41 % of all members' in Virginia signed up in the Rider Education Program. We all know we can do much better than that.

With the colder season fast approaching, now is the time to start your list for next year's Rider Ed activities. For instance, plan on a co-rider meeting, show them the video, and then take them to the garage to actually get a feel for the actions needed. This would count the same as taking the course, and would help on the renewal. Plan on a CPR/First Aid course, contact Pat and Shelia McMahon at psmghi@erols.com, schedule a date with them, and then you are good for 2 more years. If you need or would like, get another chapter involved and let's be ready for the time our training might be necessary to save a life. Pat and Shelia are more than willing to go wherever you need them, and we all know that the winter months are prime for having something to do since we can't ride.

Jackie and I and Nick and Teresa are honored to have such a great group of Educator's. We value your knowledge, time, and experience to share with others. We are proud to be part of the Rider Ed. Program and proud of you as the Educator. We all know that it takes time to put meeting subjects together and value each and everyone of you. We also hope that you and your loved ones have a great Thanksgiving. Take a minute to count your blessings and remember those that can't.

Have a great Thanksgiving!

Until we meet again,
Ride safe and have fun.
Gary and Jackie



Monthly Activity Reports

Monthly Activity Reports are due to Nick and Teresa after each Chapter meeting. All Educators or Chapter Directors (for those who don't have Educators) are responsible for completing these forms and sending them in on time. There have been a few months where Virginia was at 100% reporting – Way to GO!! There have also been a lot of months where Virginia has not been at the 100%. Let's make it better!

In the upcoming weeks, I will be preparing a *Wall of Fame*. Will YOUR Chapter be on the wall? I hope so.



The *Wall of Fame* will show all the Chapters who have 100% reporting for the quarter. It's not hard to accomplish this goal. All you need to do is take a Monthly Activity form to your meetings. Fill in right at the meeting. When you get home or to your computer, send it onto Nick and Teresa. A few minutes at the end of each meeting will save a lot of time at the end of the quarter. I don't know about you, but my memory doesn't serve me as well after 3 months!!

I hope to see all of you on the *Wall of Fame*!

Area Report

As many of you should already know, Tony and Michelle have come on board as our new Assistant International Directors for Rider Education. Tony and Michele have taken on a BIG responsibility of the Area Report. With YOUR help, they can make it better and more accurate. Every month, we will now be getting a new Green Bar or Area Report. Once I receive this report, I will sort by Chapters and send out to all the Educators. Please take time to take a look at the Greenbar and report any changes and/or discrepancies. Complete a Correction form and send it to me. I will do my best to get it to Tony and Michelle so they can get the corrections made as soon as possible. It may take a little bit of time, but with some TEAM work, we can make it better.

REP Level Applications

It is that time of year again, time for RENEWALS. All Rider Ed levels need to be renewed in January, unless you just went to your level between



October and December of this year. What do you need to do as Educators? Try and get everyone to complete his or her renewal forms. I know many Educators that have sent out emails and reminders to their members to bring their cards to their next Chapter meeting and be prepared to complete REP forms. All it takes is a little one-on-one attention. Sit down with them at your next meeting and help them complete a form. Hand out blank forms and let them complete right there. Encourage those members that have not signed up for Level I to do so.

All REP forms need to be completed and sent to me for processing. Remember, everyone needs to renew except those that just went to their level between October and December. Life members, whose fees are waived, still need to renew. Please make sure the form is filled out completely and correctly. Here are some key points to remember when completing the form:

- GWRRRA membership number completed?
- Be sure to use the "Expiration Date" of the courses, not the date they took the course.
- The "Renewal Year" will be 2005
- "Years at Current Year" is the number of years they have been at their current level (before 2005)

Don't forget to include money for your renewals. Checks can be made out to *Virginia District Rider Education*.

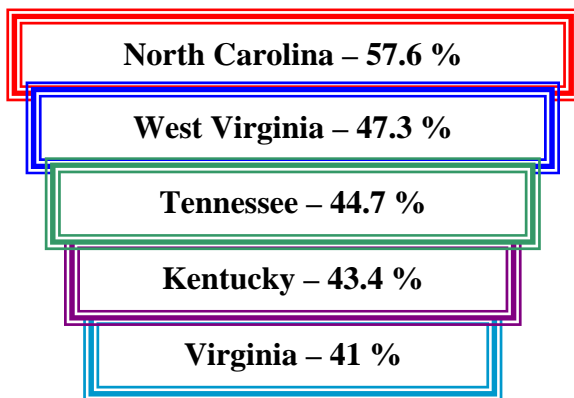
Virginia Rider Ed – How do we stack up?

The numbers are in. Region N is #1 in Rider Education for participation in the Rider Ed Program.

How does Virginia stack up?

As you know, there are 5 Districts in Region N – North Carolina, Tennessee, Kentucky, West Virginia and Virginia. Within Region N, how does Virginia compare with the other Districts?

Well, here are the numbers....



What has happened???

Virginia used to be #1 in Region N and now we are #5.

What can **YOU** do to change these numbers and put Virginia back on the top?

Well, is your Chapter at 100% participation? If not, try and encourage your members to sign up. Give them the information they need to be more knowledgeable of the Rider Ed program.

When members do sign up (and renew), make a big deal of it. Present them a certificate at the next meeting (if you need a template, please let me know, I can send you one!!!).

PLEASE, PLEASE, PLEASE – Educators, lets get back to the top and be NUMBER 1 in Rider Education!!!

District Officer's Meeting



The Virginia District Officers meeting was held in Lynchburg, November 6th. Many of you were able to attend this meeting. For those who were not able to attend, your Chapter Directors received a folder, which contains the material that was handed out at the meeting. If you have not received, please check with him or her.

In the folder that was handed out there was a Rider Education disc. Please take time to look through this disc, it contains a lot of valuable information. Thanks to Cundiff Simmons, our Region N Educator, for putting this disc together.

Congratulations to the following Educators who received their Chapter Educator belt buckles:

- Jim and Evelyn Hicks
- Bobby and Yolanda Ballance
- Marty and Lawanna Link
- Nancy Wilkins
- Donna Huey (Dave had already received his)

New Educator belt buckles are handed out at the Officers meeting (Spring and Fall). Congratulations!!



Did You Know...



Each month, I will try to highlight a part of the Rider Education Program Handbook. I hope that each of you have had time to go to the National website and download a copy of the 8th Edition.

This month's feature is

C THE RIDER EDUCATION LEVELS PROGRAM

C.2 The Mileage Programs

There are two separate mileage programs administered through the Rider Education Division. They are the *Safe Miles Program* and the *High Mileage Program*.

C.2.1 The Safe Miles Program

Safe Miles is a part of the Rider Education Levels Program. Safe Miles is defined as the number of accident free miles driven on your motorcycle since joining GWRRA. It is a means of tracking the number of safe, accident free miles that have been ridden while in GWRRA. Miles accumulated prior to becoming a member are not eligible under Safe Miles. If/when an accident occurs, the participant in the Safe Miles Program reverts to 0 Safe Miles. An accident is defined as any incident that results in reportable property damage or personal injury during the operation or use of a motorcycle. Reportable includes, but is not limited to, any law enforcement accident report or insurance claim that was filed as a result of the incident.

Application for Safe Miles is accomplished by submitting the Rider Education Program Levels Application Form (Form N.7 or N.8) also used for Levels I through III and can be found in the Forms Section of the handbook as well as on-line at the Rider Education web page.

The Safe Miles Pins are available in 5,000-mile increments through 95,000 miles. At 100,000 safe miles (or additional increments of 100,000 safe miles) a rocker patch is available. Thus at 105,000 safe miles the Member applies for both a rocker and a pin.

Check the appropriate boxes in the Level I section of the form and submit the completed form with \$2 for each rocker or pin per applicant to the Chapter Educator or any GWRRA Officer for validation. For black and gold versions of the Safe Miles patches, the fee is the same.

Safe Miles Pin



Safe Miles Rocker Patches



C.2.2 The High Mileage Program

The High Mileage Program is separate from and not a part of the Rider Education Levels Program. It should, however, be administered by the Chapter Educator. This program is provided for those who wish to display their total mileage ridden on all motorcycles. All members may participate in this program. The mileage applied for includes all miles ridden on any brand of motorcycle, both prior to and after becoming a GWRRA member. Accidents do not affect these miles.

The minimum required mileage is 50,000 miles. Initially, with the first 50,000 miles, the applicant will receive a High Mileage Pin and a 50,000 Mile Hanger Bar. Additional Mileage Bars are available thereafter in 50,000-mile increments as additional miles are accumulated.


Application for participation in the High Mileage Program is accomplished by submitting the Rider Education Program Levels Application Form (Form N.7 or N.8) also used for Levels I through III and can be found in the Forms

Section as well as on-line at the Rider Education web page. The cost of participation in the High Mileage Program is \$5.00 for the first 50,000 miles (includes the head pin and first hanger bar) and \$2.00 for each additional 50,000-mile hanger bar.

High Mileage Pin



High Mileage Hanger Bars



▲ The Changing Weather

- Les & Diane Warren, Chapter Educators, VAR

As I write this, it's about 45 degrees and raining steady outside, it really feels like winter is just around the corner. My driveway and yard are covered in leaves again, wet ones that are slick. It reminds me of just how treacherous winter riding can be for those who fail to recognize the dangers. I talked Sunday about the likelihood of one encountering leaves (*wet or dry*) and "traction aides" used by VDOT to help traction in snow and ice and to remove sand. In our 4 wheelers and SUVs, we happily utilize the sand, cinders, or small gravels found in the roadway to help us stay out of a ditch or the opposing lane as we drive to work in the early hours of the day ... or as we return home, often after dark. We pay little attention to the leaves.

Come Saturday or Sunday afternoon and that suddenly "warmer than normal weather", the kind that just beckons to us to hop on the bike and take a ride, we have to tell ourselves that those traction aids are still there on the road with the potential to spill the unwary those leaves suddenly take on a more sinister appearance. **By all means, GO FOR THE RIDE** **but** recognize these hazards that are most assuredly still present on the roads for what they are.

I'll also take this opportunity to once again mention "**Deer**" and "**Bear**" (as well as the ever present dogs, cats, squirrels,



chipmunks, and etc). They are moving about. We see a lot of wrecks where these animals are hit, they will cross the road directly in front of you, they do not recognize a highway or your right of way.

Keep your eyes moving, ever "scanning"

Y'all do remember "SIPDE" from your rider courses don't you?

To refresh a bit just in case you drew a blank:

- **S** can for hazards
- **I** dentify threats
- **P** redict what may happen
- **D** ecide what to do
- **E** xecute your decision

..... as I was saying..... **scanning** for traffic ahead, traffic behind, traffic approaching from the sides, and while you're at it, watch for the critters. Reduce speeds when light starts fading, invest in some wide angled "fog" lights that help light up the shoulders. When sight distance is reduced by light or physical obstructions like banks, tree lines, hill crests, traffic, buildings, etc ... **reduce speed** (*this will give you more time to "identify" the threats*). If you see a deer or bear or other critter, **predict** the worse and scrub off some more speed and cover the brakes because they (*critters*) are unpredictable (*humans are usually more predictable*). Look for possible alternatives to hitting them if they do run in front of you, ask yourself what is the other traffic around you going to do? **Decide** what to do if the critter does run in front of you and do it ... and be ready to update your decisions in a moments notice.

I'll close for now, y'all Take Care and Ride Safe and a very Safe and Happy Thanksgiving to all! Les & Diana Warren